

**Ukraine  
Chernivtsi City Council**

**CHERNIVTSI  
INVESTMENT PASSPORT**



**2011**

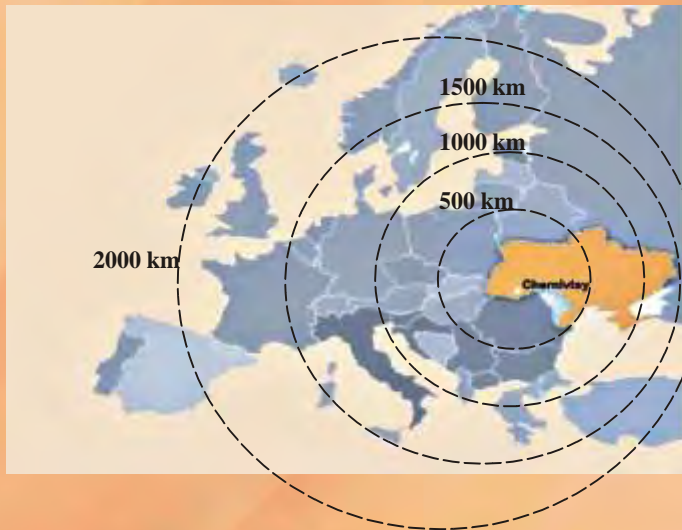
# CHERNIVTSI CITY CHARACTERISTICS



## GEOGRAPHIC LOCATION

Area – 153 km<sup>2</sup> or 1.9% of the oblast area

Population – 253,8 thousand people



# TRANSPORT CONNECTIONS



## Distance to Chernivtsi from other cities:

Kyiv	538 km	Prague	700 km
Ivano-Frankivsk	140 km	Bucharest	574 km
Ternopil	140 km	Moscow	1380 km
Khmelnyskyi	190 km	Kishinev	330 km
Dnipropetrovsk	891 km	Warsaw	640 km
Donetsk	1140 km	Vienna	980 km
Lviv	270 km	Budapest	780 km

## Distance to closest borders crossings:

in January 1, 2007 Chernivetska oblast became a neighbour of the European Union (distance from Chernivtsi to the border with Romania is only 40 km).

Romania	Porubne	40 km
Poland	Mostyska	340 km
Hungary	Chop	464 km
Slovakia	Uzhhorod	444 km
Moldova	Mamalyha	58 km

# CLIMATE



**Favourable climate:** moderately continental, moist, warm in summer and mild in winter.

**Average temperature:** January -5 °C, April +9 °C, July +19 °C, October +9 °C.

**Frost free period:** 260-265 days, vegetation period – 215-220 days.

**Yearly rainfall amount:** 650-750 ml.



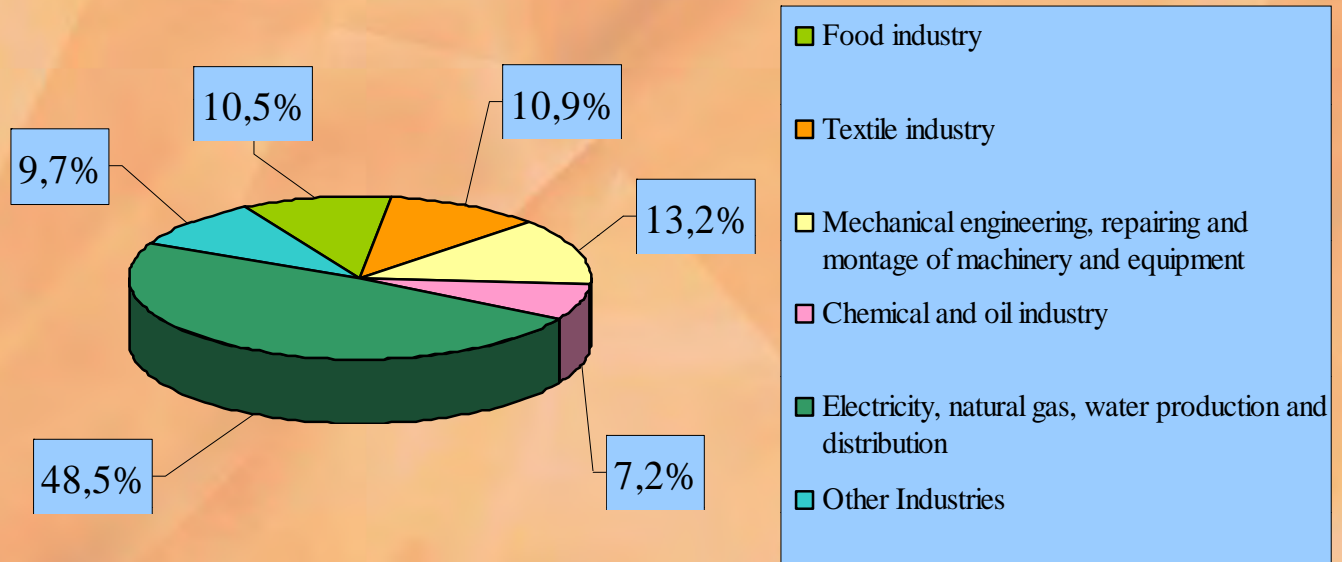
# INDUSTRY



**Goods/services sold/rendered in 2010:** UAH 1825.9 million

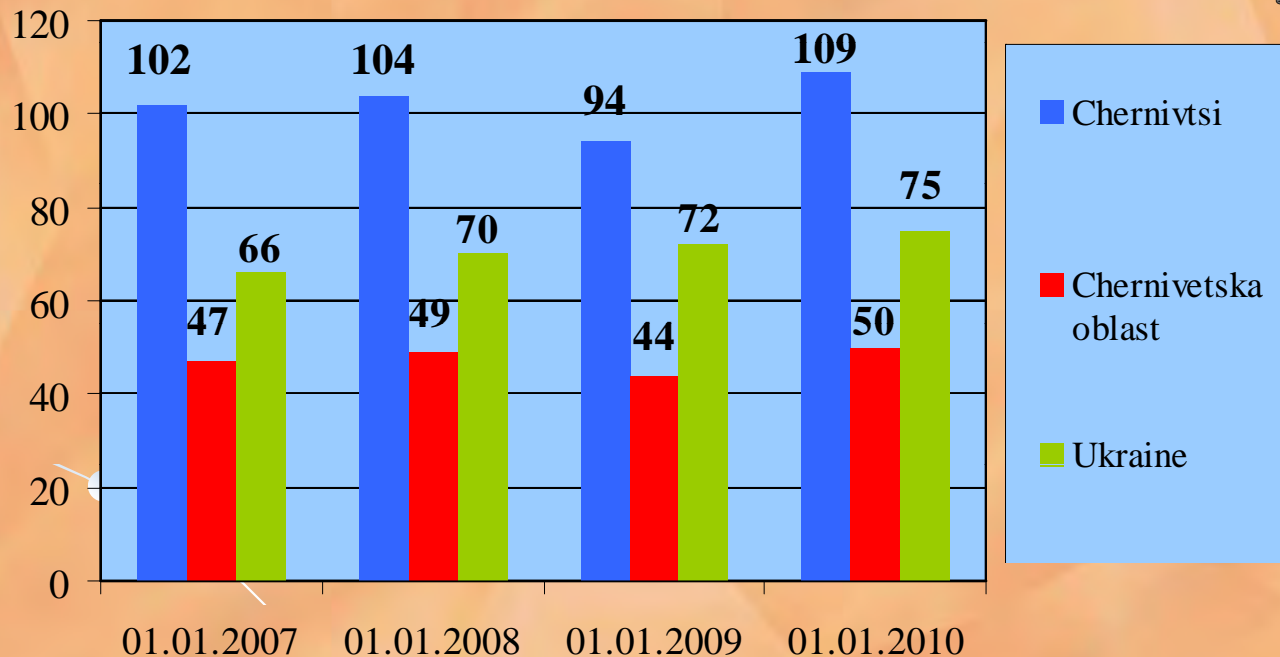
**Main industries:** food industry, textile industry, mechanical engineering, electricity, natural gas and water production and distribution etc.

## Goods and services sold by sectors of industry in 2010





## Number of small enterprises in Chernivtsi per 10,000 people in 2007-2010



*The number of small enterprises in Chernivtsi is 109 enterprises per 10,000 people for January 1, 2010.*



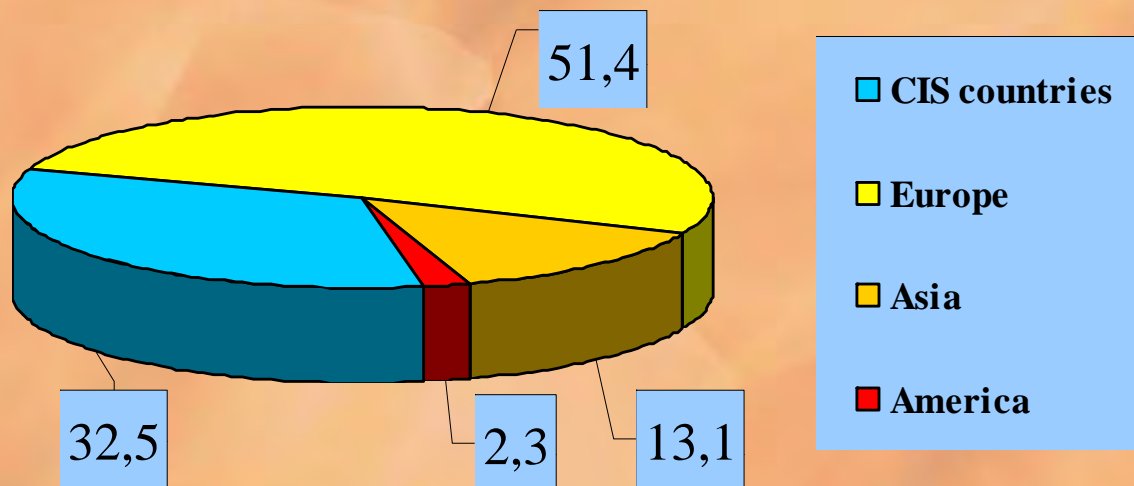
# INTERNATIONAL TRADE



**Exported in 2009:** USD 73.6 million

**Imported in 2009:** USD 81.6 million

**Geographic structure of export in 2010:  
USD million**



# INVESTMENTS

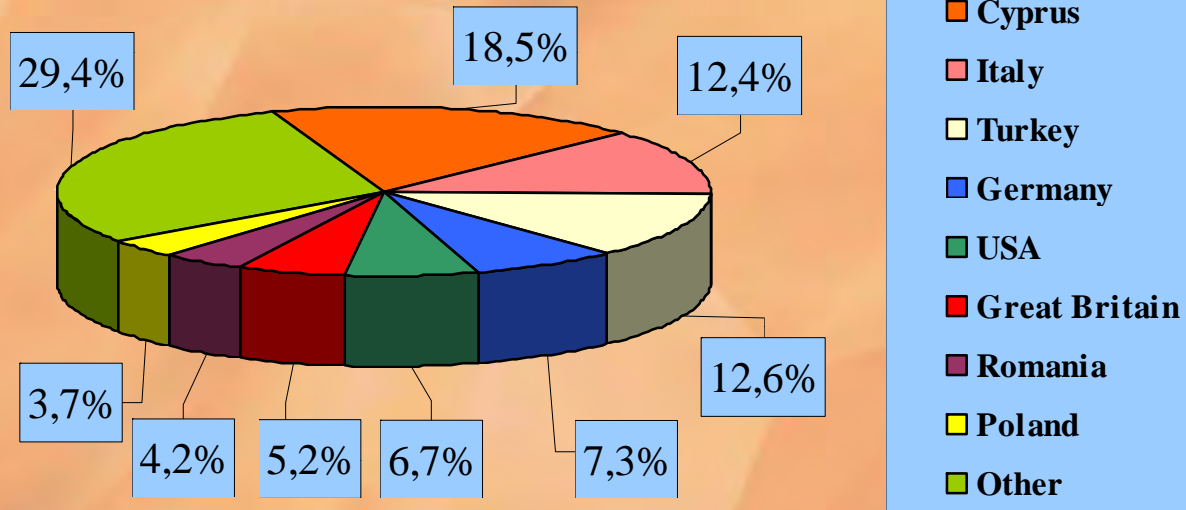


**Foreign direct investments in 2010:** USD 521.1 thousand

**Foreign direct investments per person:** USD 123

**Total capital of investors in 2010:** USD 30.4 million

## Geographic structure of foreign direct investments in 2010



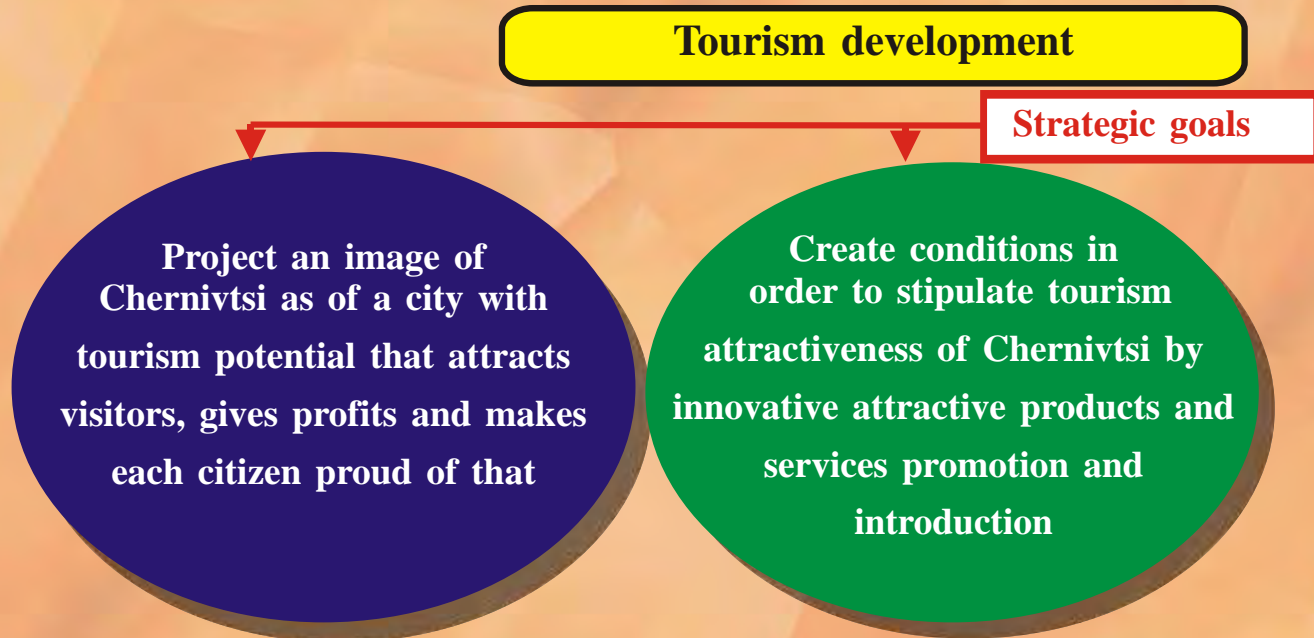


# CHERNIVTSI COMPETITIVENESS DEVELOPMENT STRATEGY



## STRATEGIC GOALS: CRITICAL QUESTION A

Needs and desires of people who live, work and visit Chernivtsi could be better satisfied by the tourism policy. Tourism is essential for Chernivtsi economy.

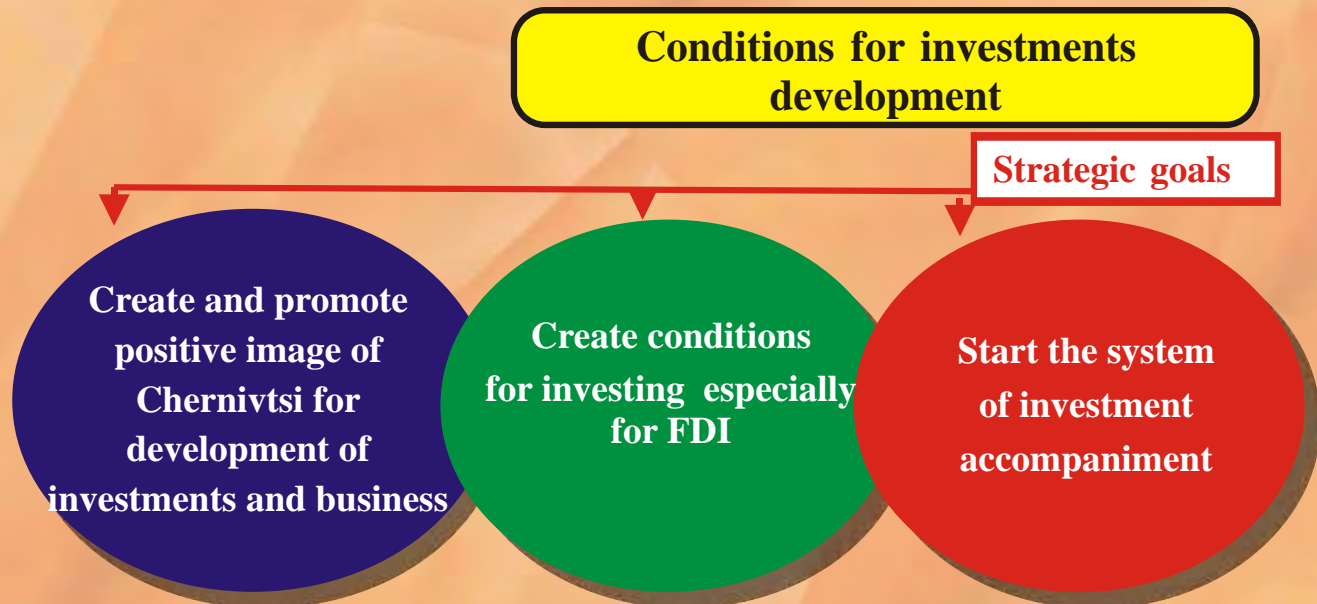


# CHERNIVTSI COMPETITIVENESS DEVELOPMENT STRATEGY



## STRATEGIC GOALS: CRITICAL QUESTION B

Chernivtsi offers excellent conditions for investors due to favourable geographic location (cross-border region) that enables good access to national and international markets.

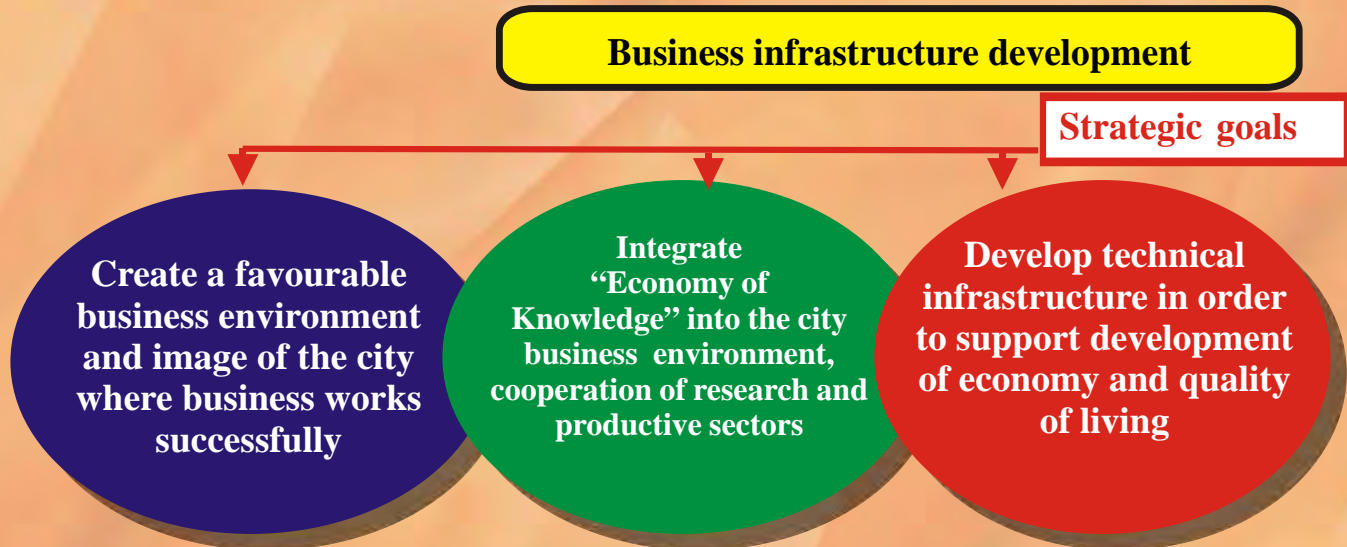


# CHERNIVTSI COMPETITIVENESS DEVELOPMENT STRATEGY



## STRATEGIC GOALS: CRITICAL QUESTION C

Small and medium enterprises are dominating in Chernivtsi economy. The success of these enterprises depends mostly on the financial assets accessibility. In order to constantly develop enterprises need even more - access to information, local authority support, investments into new technologies, cooperation with other companies and access to new markets.




# TOURIST CHERNIVTSI



**Chernivtsi** – one of several cities of Ukraine with city building such quality and value.

First of all tourist potential of the city caused by presence of considerable quantity of monuments of architecture from different epoch and the ethnic cultures, by a rich palette of local customs and the ceremonies, traditional national crafts.



The state register of monuments of architecture totals **665** monuments and objects of the cultural heritage, **24** of national significance.

# INFRASTRUCTURE OF CHERNIVTSI TRANSPORT



## **Municipal transport.**

Consists of 47 bus and 8 trolleybus routes.

## **Railway transport.**

There is direct railway service to Kyiv, Moscow, Minsk, St.-Petersburg, Bucharest, Sofia and Wana.



## **Air transport.**

Municipal enterprise "Chernivtsi" International Airport" functions in the city. The airport has been in municipal ownership since 2006. It is of high priority for the development of transport infrastructure of the region.



# KEY INDICATORS OF ECONOMICAL AND SOCIAL DEVELOPMENT



According to the expert investigation of the “Comments” journal the city of **Chernivtsi** has gained the **5<sup>th</sup> place** in the rating of comfort of Ukrainian cities. Demographic situation and life safety, employment and incomes of population, infrastructure development and other criteria were taken into account while evaluation.

Also the city of **Chernivtsi** has gained the **3<sup>rd</sup> place** among cities of the second category in All-Ukrainian competition “Population centre of the best beautification and public order”.

## Demand and supply of labour sources in Chernivtsi in 2008-2010

	Unemployed for January 1, people			Employees demand, people			Employees per 1 vacancy, people		
	2009	2010	2011	2008	2009	2010	2008	2009	2010
Chernivtsi	1462	1111	1423	491	361	551	3	3	3

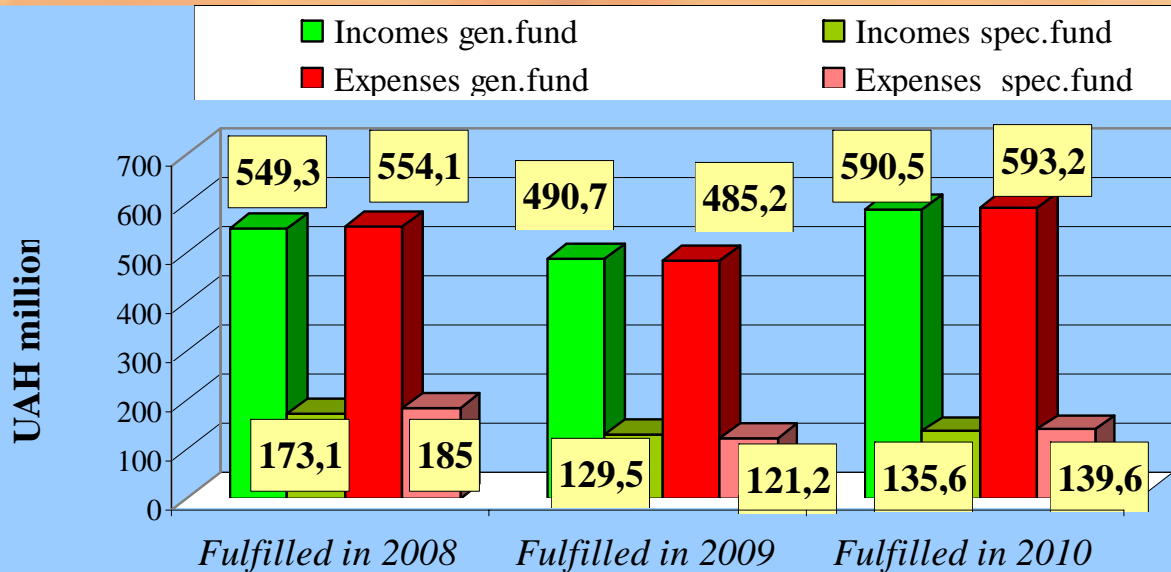
# CITY BUDGET



**Incomes of Chernivtsi city budget in 2010: UAH 590.5 million**

**Expenses of Chernivtsi city budget in 2010: UAH 593.2 million**

## **Incomes and expenses dynamics of Chernivtsi city budget in 2008-2010 (Transfers included), UAH million**



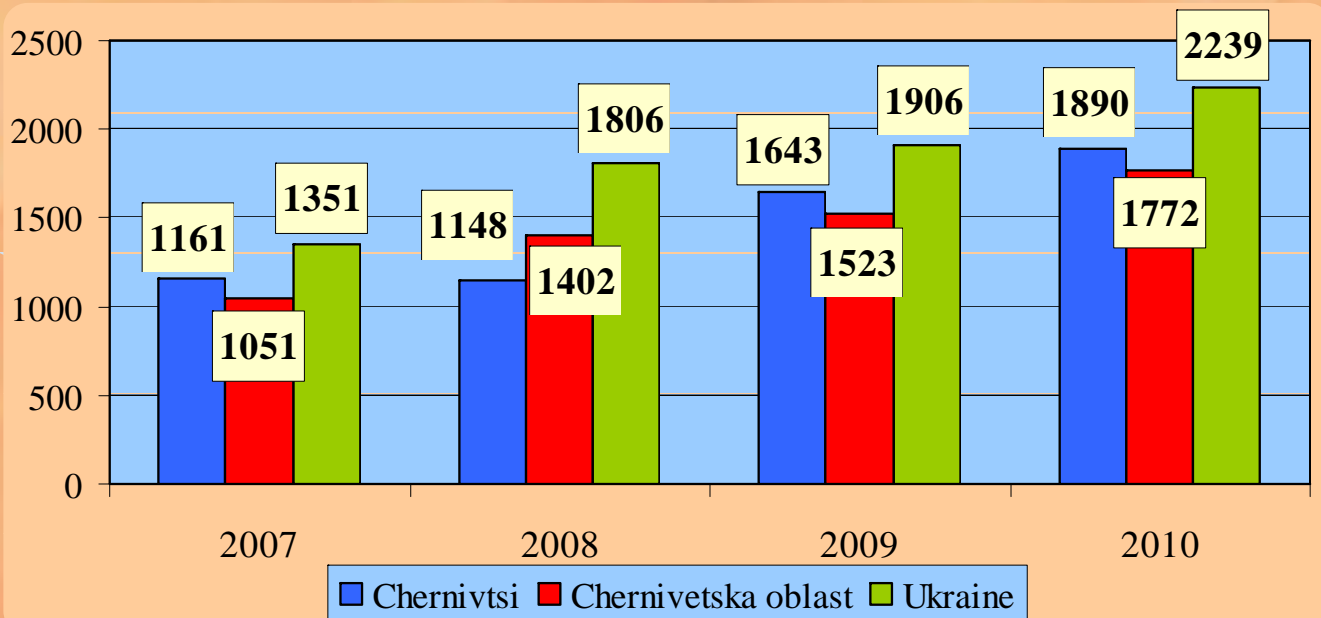


# AVERAGE WAGES



Average wages in 2010: UAH 1890

Average wages in Chernivtsi in 2007-2010



# REFERENCE DATA FOR ACCOUNTS AND BASING



## LAND TAX RATE

**Land tax rate:** 1 % of allotment monetary assessment.

**Rent payment for land:** not less than land tax rate and no more than 12 % of allotment monetary assessment.

## PRICE ON ELECTRICITY

*For January 1, 2011 (exchange rate USD 1=UAH 7.96)*

Customers:	Price (UAH per kWt)
Population	0.2436
Enterprises of category 1 and 2	0.6896-0.8644

## WATER SUPPLY AND SEWAGE



*For January 1, 2011 (exchange rate USD 1=UAH 7.96)*

<b>Customers:</b>	<b>Water supply (UAH per m<sup>3</sup>)</b>	<b>Sewage (UAH per m<sup>3</sup>)</b>
Population (fixed tariff)	4,17	1,83
Enterprises, organizations and institutions	5,98	2,75

## PRICE ON NATURAL GAS

*For January 1, 2011 (exchange rate USD 1=UAH 7.96)*

<b>Customers:</b>	<b>Price (UAH per 1000 m<sup>3</sup>)</b>
Population (fixed tariff):	
- less 2500 m <sup>3</sup>	725,40
- 2500-6000 m <sup>3</sup>	1098,00
- 6000-12000 m <sup>3</sup>	2248,20
- more 12000 m <sup>3</sup>	2685,60
Enterprises, organizations and institutions	3106,73


# SOCIAL SPHERE HOUSING BUILDING



136 houses were built in 2010 with the total area of 71,0 thousand square meters.

## Finished Housing buildings accepted in exploitation in 2007-2010

	Description		Years			
			2007	2008	2009	2010
1.	Apartment buildings accepted in exploitation, including apartments in departmental subordination.	Quantity	15	51	16	14
		Total area, 1000 m <sup>2</sup>	43,4	71,9	68,8	45,6
2.	Individual buildings accepted in exploitation, housing estates, separated apartments (flats)	Quantity	366	236	78	122
		Total area, 1000 m <sup>2</sup>	79,1	55,8	21,0	29,8
3	Housing buildings accepted in exploitation of all kinds of property (total area, 1000 m <sup>2</sup> )		122,5	127,7	89,8	71,0



## EDUCATION



Chernivtsi is a well known scientific and educational centre in Ukraine and abroad. Research institutions work in Chernivtsi in the field of materials research, thermoelectric research, medical and ecological problems.

54 institutions of secondary education work in Chernivtsi, about 21838 pupils study there.

There are 13 institutions of higher education in the city including 4 institutions of III-IV accreditation level and 9 institutions of I-II accreditation level.



# HEALTH CARE



Medical service in Chernivtsi is provided by 33 medical institutions, the number of ambulatory and polyclinic institutions is 53, their capacity is 6481 visits per shift.

There is widely spread network of medical centers, clinics, salons and pharmacies in the city.

Medical personnel training is conducted by Bukovynian State Medical University and basic college.




# CULTURE AND ENTERTAINMENT



**The following institutions work in the city:**

- 18 sports clubs managed by the Department of Culture of Chernivtsi City Council;
- 5 schools of aesthetic education;
- 23 libraries;
- 3 cinemas;
- O. Kobylyanska Music and Drama Theatre;



- Chernivetska oblast's philharmonic society;
- 2 parks;
- Puppet-show Theatre;
- "Academic" Palace.



# SPORTS



Developed networks of cultural, educational and sport institutions function in Chernivtsi:

- 8 stadiums;
- 64 sports gyms;
- 3 swimming pools;
- 18 football fields;
- 187 outdoor sports gyms;
- 2 equipped ice rinks;
- 1 motorcycle track;
- 1 archery stadium.



"Super Cross" International sport centre functions in Chernivtsi. Annually European and World Motorcycle Championships are held there.

# LEADING ENTERPRISES OF CHERNIVTSI



- "Kalynivsky Rynok (Market)" Communal enterprise
- "Trembita" Joint Stock Company
- "Chernivtsi Machine-Building Plant" Limited Company
- "Chernivtsi Plant "Industriya" Joint Stock Company
- "Impulse" Joint Stock Company
- "Brick Plant # 3" Joint Stock Company
- "Quartz" Joint Stock Company
- "Chemical Plant" Closed Joint Stock Company
- "Chernivtsi Bread Plant" Joint Stock Company
- "Chernivtsi Oil Plant" Joint Stock Company
- "Chernivtsi enamel plant "Karpaty" Joint Stock Company
- "Arnika" Joint Stock Company
- "Rozma" Limited Company
- "Boyanivka" Limited Company
- "Transmost" Joint Stock Company
- "Chernivtsivodokanal" State Communal Enterprise





## AUTHORITIES



The representative authority of Chernivtsi community is Chernivtsi City Council, it includes 60 deputies.

*City Council  
Secretary*

**Vitaliy Mykhaylishyn**  
Tel.: 38 (0372) 55 18 89

Web: [www.chernivtsy.eu](http://www.chernivtsy.eu); [www.city.cv.ua](http://www.city.cv.ua)

E-mail: [document@rada.cv](mailto:document@rada.cv)

### **Standing Commissions of the City Council:**

- on legitimacy, human rights, regulations, deputy activity and ethics;
- on budget and finance;
- on land relations, architecture and building;
- on housing, communal economy and environment protection;
- on health, labour and social care;
- on education, science, culture, sport and youth policy;
- on economics, entrepreneurship and tourism.

The city is divided into districts where District Councils work - Shevchenkivska, Pershotravneva and Sadhirska.